

Cultural Diversity E-training Course for judicial officers guide

Overview

Developed under the auspices of the Judicial Council on Cultural Diversity, and produced by the Judicial Commission of NSW, the program draws on a number of resources, including the Family Court of Australia's highly regarded online cultural competency training course and the Judicial Commission's Equality Before the Law Bench Book. The course also contains a number of links to external resources if you wish to expand your knowledge on a particular topic. There are nine modules in total and each module takes between 10 to 20 minutes to complete.

Getting started

Step 1: creating an account

You will need to create an account on the eLearning platform which you can access at <https://elearning.judcom.nsw.gov.au/>

When you click on the link you will go to the home page. On the right-hand side of the screen you will see the login box. Click on New Account.

Judicial Commission of New South Wales

Judicial Commission of NSW - ELearning

Access to the platform

Username

Username

Password

Password

Log in

Forgotten your username or password?

New account

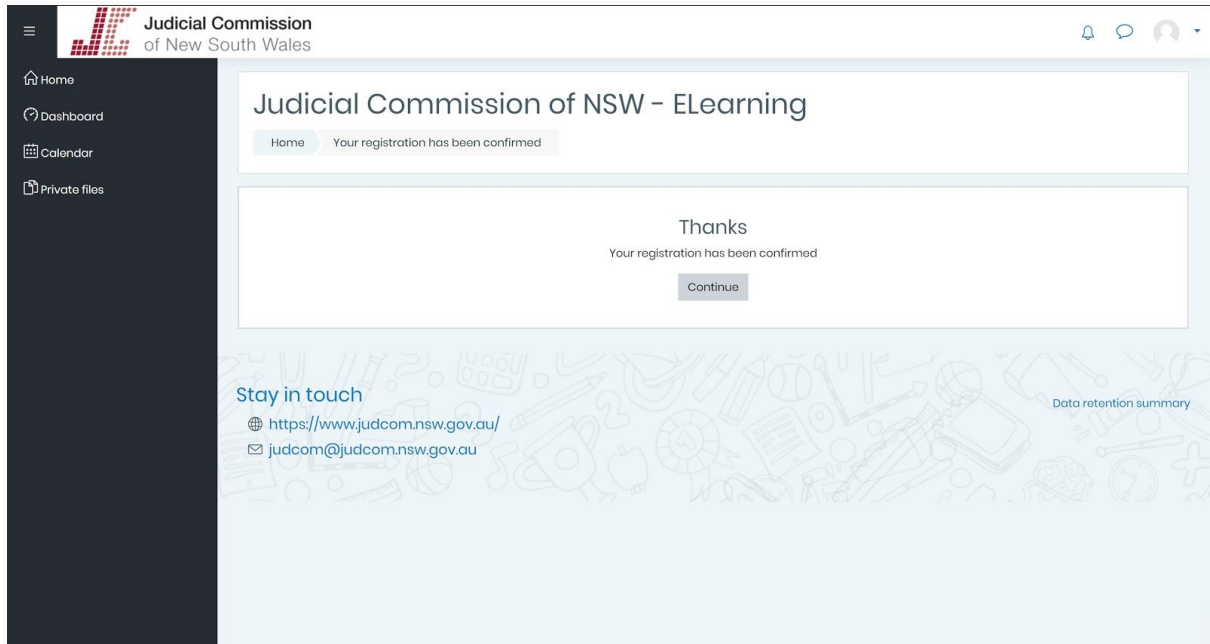
Stay in touch

<https://www.judcom.nsw.gov.au/>

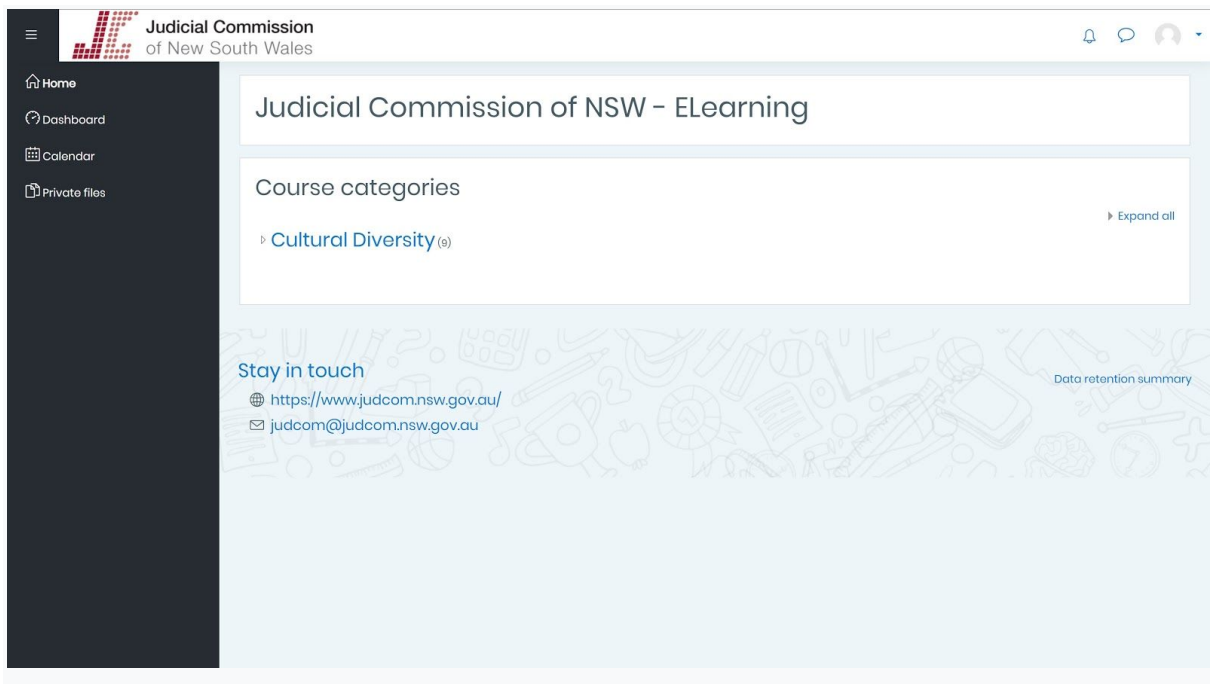
judcom@judcom.nsw.gov.au

Data retention summary

Enter a unique username, password, your email address, and the other required details on the registration page. After doing so, you will receive an activation email from your account (labelled Judicial Commission of NSW - ELearning: account confirmation). Inside this email, follow the link to activate your account and return to the website.

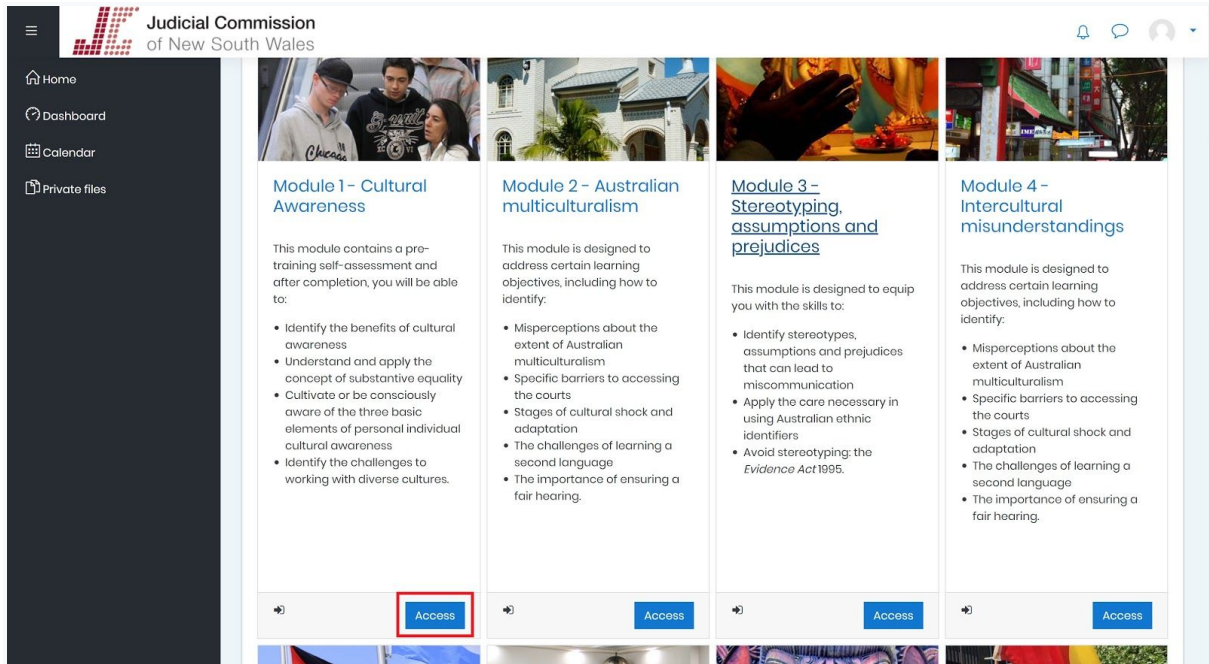


Click continue, and you will be taken to the home page. On here, you can now select the Cultural Diversity option to begin the course.



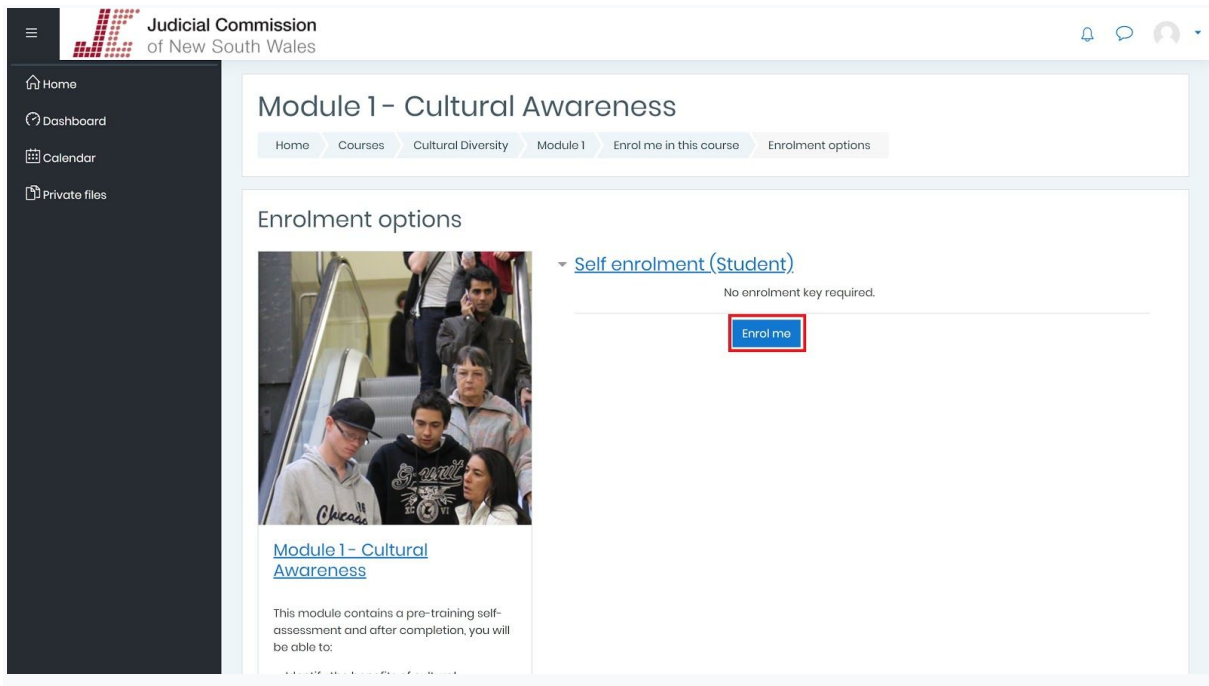
Step 2: Starting the course

Scroll down the page, and select the first module of the course - Module 1, Cultural Awareness, and click the access button



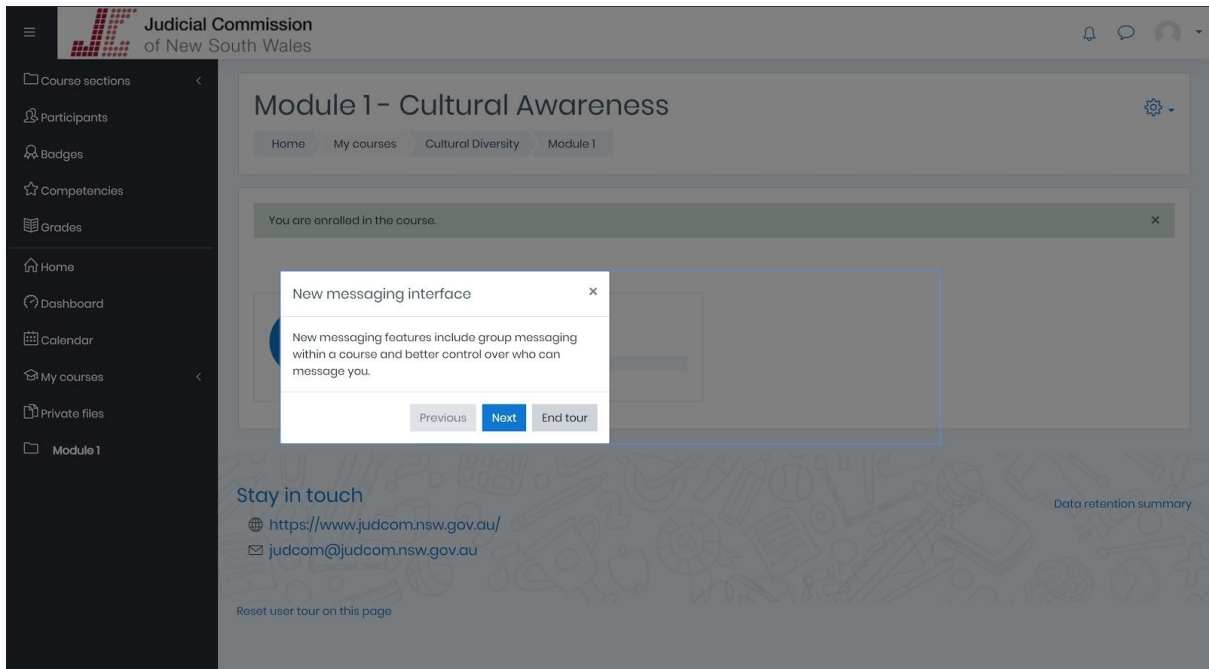
The screenshot shows the Moodle course page for the Judicial Commission of New South Wales. The page displays four modules in a grid. The first module, 'Module 1 - Cultural Awareness', is highlighted with a red box around its 'Access' button. The other three modules are 'Module 2 - Australian multiculturalism', 'Module 3 - Stereotyping, assumptions and prejudices', and 'Module 4 - Intercultural misunderstandings'. Each module card includes a title, a brief description, and a list of learning objectives. The 'Access' buttons for all modules are visible at the bottom of each card.

On this next page, you can click the Enrol Me button to register yourself for the module.

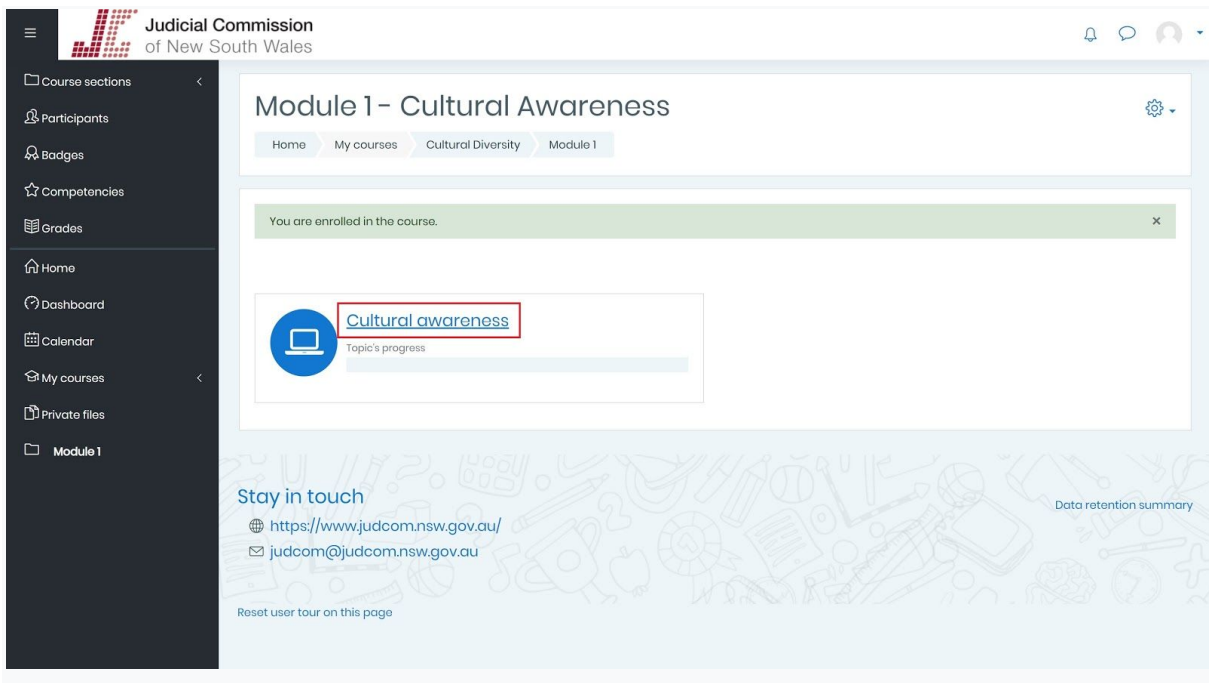


The screenshot shows the 'Enrolment options' page for 'Module 1 - Cultural Awareness'. The page has a breadcrumb trail: Home > Courses > Cultural Diversity > Module 1 > Enrol me in this course > Enrolment options. Under the 'Self enrolment (Student)' section, it states 'No enrolment key required.' and features a red-bordered 'Enrol me' button. A small thumbnail image of a group of people is visible on the left side of the page.

You will now be enrolled in the first module, and a tour popup on the Moodle eLearning platform may appear. You can follow this to learn a little about some of the features available in the system.

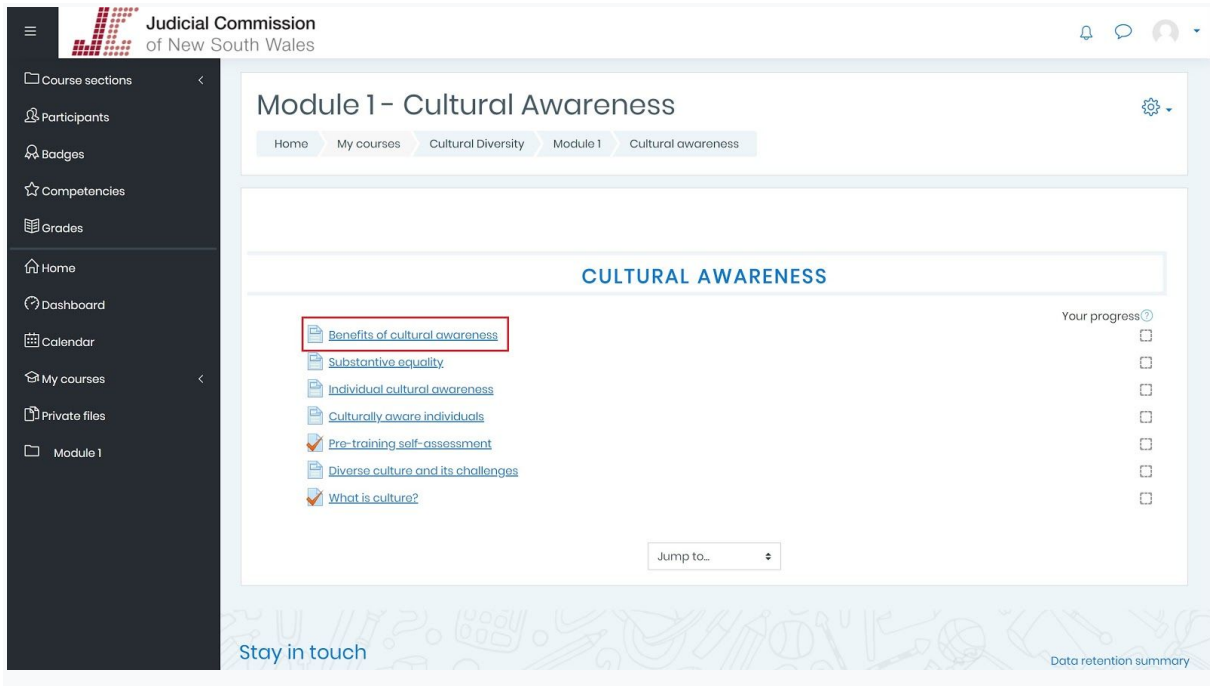


After that tour is complete, you can click the module's name to start it.



Step 3: Starting a module

Within a module, you can click the first lesson slide to begin.

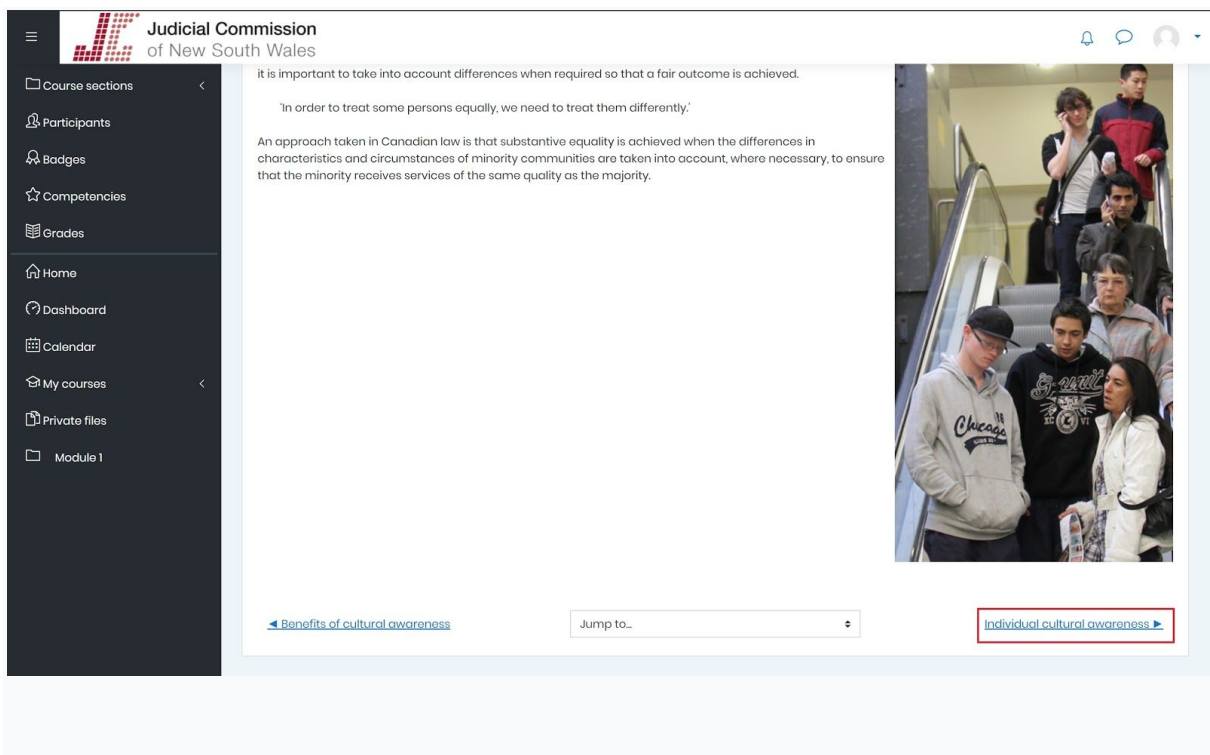


The screenshot shows the Judicial Commission of New South Wales course interface. The main content area is titled "Module 1 - Cultural Awareness" and contains a list of lessons under the heading "CULTURAL AWARENESS". The lessons listed are:

- Benefits of cultural awareness (highlighted with a red box)
- Substantive equality
- Individual cultural awareness
- Culturally aware individuals
- Pre-training self-assessment
- Diverse culture and its challenges
- What is culture?

At the bottom of the page, there is a "Stay in touch" link and a "Data retention summary" link.

You can read the content on each slide, before progressing to the next slide in the bottom right corner.



The screenshot shows a slide from the course. The slide content is:

It is important to take into account differences when required so that a fair outcome is achieved.

'In order to treat some persons equally, we need to treat them differently.'

An approach taken in Canadian law is that substantive equality is achieved when the differences in characteristics and circumstances of minority communities are taken into account, where necessary, to ensure that the minority receives services of the same quality as the majority.

The slide includes an image of a diverse group of people on a staircase. At the bottom of the slide, there are navigation arrows and a "Jump to..." dropdown menu. The "Individual cultural awareness" link is highlighted with a red box.

